


SIEMENS



Severe duty cast iron frame motors


When the going gets tough, these motors keep going

SIMOTICS NEMA Low Voltage Motors

www.usa.siemens.com/motors

Siemens SIMOTICS low voltage severe duty motors

Built to survive the toughest conditions




SD100 Severe Duty Motors

These industry workhorses are ideal for use in the chemical processing, mining, foundry, pulp and paper, waste management and petroleum/chemical applications. They are available with a wide selection of application-matched modifications to meet specific needs, ambient conditions and installation requirements. They are available with NEMA Premium® operational efficiencies as standard or NEMA Premium PLUS efficiencies. For rugged and efficient operating performance – you can depend on Siemens.

SD100 IEEE841 Maximum Service Motors

The SD100 IEEE841 motor is the ultimate NEMA design motor. It is designed and manufactured to meet or exceed IEEE Standard 841-2009 requirements for efficiency, performance, construction, adjustable-speed operation and long service life in the most demanding applications. Its highly engineered design and rugged construction are backed by a five-year warranty by Siemens.



Rugged construction for longer service life

Siemens SD100 severe duty motor has a cast iron frame and bearing housings that offer ruggedness, reliability, performance and efficiency. The design provides high structural strength through the use of finite element analysis to strategically place material within each component to resist the effects of stress and vibration. Materials for resistance to corrosion are liberally used throughout for long life in a wide variety of industrial applications.

Mechanical design

When you look at the sleek design of these motors, you know at a glance they are more than standard NEMA motors.

Siemens engineers started with a clean sheet of paper when designing these motors. They used decades of motor design experience backed by the latest computer-aided design tools to engineer a line of motors like no other. It is a line of motors that offers the ultimate in rugged construction, cool operation, high performance and application flexibility.


Optimized electrical design

These motors are designed to provide superior operating performance and energy efficiency. Their advanced electromagnetic design meets and often exceeds the requirements of the Energy Independence & Security Act of 2007 (NEMA MG1– table 12-12). The available die cast copper rotor design provides efficiencies that are even higher for lower operating costs.

Advanced materials

Though you probably will never see them, the materials within these motors have been specially selected to provide high performance and long service life. For example, the insulation materials used for the windings result in an anti-corona system. This system is designed to withstand voltage spikes caused by fast switching IGBTs from adjustable speed drives.

A systems approach to extended service life



Siemens engineers evaluated each component that affects motor service life and developed individual systems within Siemens SIMOTICS motors that form a complete system to maximize service life.

Cooling system




The advanced cooling system developed for these motors is based on minimizing heat sources within the motor and then quickly dissipating any remaining heat. This highly refined system includes:

- An engineered finned cast iron frame design that provides optimum heat dissipation.
- High flow volume cooling fan and special contour fan cover work together to provide superior air flow over frame and bearing housings.
- A low-loss stator and rotor designed to work together to minimize heat generation.

Bearing system

Studies have shown that the motor bearing system is one of the most important elements for long service life. Siemens SD100 motors feature:

- Oversized, and identical bearings on both ends of the motor to meet Siemens engineering standards.
- Bearings can be relubricated. SD100 motors offer a plugged grease relief port while SD100 IEEE841 motors include an automatic grease relief fitting to prevent over-greasing.
- Precision machined cast iron bearing inner-caps are included.
- A V-ring slinger on both ends of the motor is included in SD100 motors.
- Inpro/Seal® bearing isolators are included on both ends of SD100 IEEE841 motors.
- Bearing housings and frame mating surfaces are precision machined for accurate alignment.
- Dynamically balanced rotor assembly meets or exceeds NEMA MG1 requirements.



Insulation system

The “heart” of a motor design is the winding insulation system. The design and integrity of the system is critical to ensure long motor service life and optimal performance, especially in demanding conditions. When you choose a Siemens you get:

- A proprietary, inverter-rated, Class F non-hygroscopic insulation system with a Class B temperature rise @ 1.0 service factor.
- Only the finest materials and varnish system are used in the manufacture of the stator.
- The system meets or exceeds NEMA MG1, Part 30 and 31 for adjustable speed drive operation.
- All windings must pass CIV (corona inception voltage) test to insure resistance to voltage spikes induced by adjustable speed drives.

Contaminant protection system

To protect Siemens SD100 severe duty motors from the effects of moisture and industrial contaminants, they feature:

- Cast iron frame, conduit box, bearing housings and fan cover.
- Epoxy enamel paint system.
- Polycarbonate cooling fan.
- Non-hygroscopic insulation system.
- All internal surfaces are painted.
- Corrosion resistant hardware.
- Stainless steel nameplate. SD100 IEEE841 motors include embossed nameplate data.
- Condensation drain holes with “T” fittings are positioned in the lowest point on the motor frame. They are included on both ends of the motor.
- SD100 IEEE841 motors incorporate Inpro/Seal bearing isolators on both ends of the motor as standard.

Mounting and installation system

- The 8-hole mounting design of the frame makes locating the motor fast, easy and flexible.
- An oversized, diagonally-split, conduit box provides easy access and includes a grounding lug. It includes gaskets between the box and the frame, and also between the diagonally-split halves to protect from contamination. For versatile mounting, the conduit box is centered on the frame for easy conversion from F1 to F2 mounting. The conduit box can be easily rotated in 90° increments.
- Siemens SD100 and SD100 IEEE841 severe duty motors are available with C-face or D-flange mounting construction.
- A fan end drip cover is available for vertical applications.

Motor efficiency

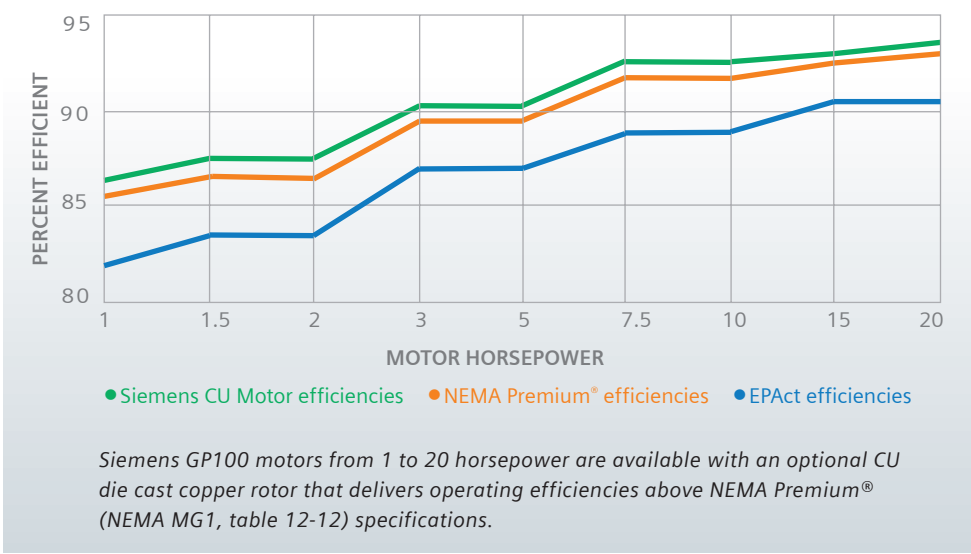
Reducing your cost of operation in severe environments



Siemens SIMOTICS severe duty motors have been developed to provide the rugged performance and long service life you have come to depend on – plus exceptional operating efficiencies to further reduce your company’s cost of ownership.



NEMA Premium® is a certification mark of the National Electrical Manufacturers Association.



Data, facts and details

A new generation of motors

Innovation is why

The line of SD100 and SD100 IEEE841 severe duty motors are not just another motor design. They are based on 14 decades of Siemens motor design leadership, manufacturing expertise and application knowledge. This experience, combined with innovative and elegant new technologies, ensure maximum value to significantly reduce operating costs especially in chemical processing, mining, foundry, pulp and paper, waste management and petro/chemical applications.

In addition to durability, these motors are designed to provide superior operating performance and energy efficiency. Their advanced electromagnetic design features a highly-engineered die cast aluminum rotor that helps these motors to meet the stringent requirements of the Energy Independence & Security Act of 2007 (NEMA MG1– table 12-12). For optimal energy efficiency, these motors are available with a leading edge die cast copper rotor.

SD100 Severe Duty and SD100 IEEE841 Motors – Technical Overview				
HP Range	1 – 400			
Frame Size (FS)	140 – S440			
Efficiency	NEMA Premium® (MG1 Table 12-12) NEMA Premium® Plus with CU copper rotor (Exceeds MG1 Table 12-12)			
Voltage	208-230/460V, 230/460V, 460V, 575V			
Service Factor	1.15 sine wave			
Electrical Design	NEMA Design B			
Hazardous Classification	Class I Group D Division 2			
Insulation	Class F NEMA, MG1 Part 31			
Temperature Rise	Class B @ 1.0 SF, Class F @ 1.15, SF Sine Wave			
Conduit Box (oversized)	Cast iron			
Fan Cover	Cast iron			
Cooling Fan	Bi-directional Polypropylene: FS 140 – 440 Bronze: FS S440		Uni-directional Polypropylene: 300 HP 4P 350 – 400HP 2P/4P	
Shaft	High strength C1045 carbon steel			
Bearing Housing	Cast iron			
Bearings	Double shielded: FS 140 – 250, S440 Regreaseable inlet & outlet: FS 280 – 440			
Lubrication	Polyurea-based grease			
Lube Inlet Fittings	Alemite			
Lube Relief Fittings	SD100: Plug SD100 IEEE841: Automatic pressure relief			
Vibration	SD100: 0.08 IPS SD100 IEEE841: 0.06 IPS			
Nameplate	SD100: Engraved SD100 IEEE841: Embossed			
Condensation Drain	T-Drains: Lowest point (2)			
Hardware	Rust resistant			
Inverter Duty		VT 20:1	CT 10:1	CT 4:1
	Alum. Rotor	FS 140 – 440		FS 140 – 440
	CU Rotor	FS 140 – 250	FS 140 – 250	

Siemens Industry, Inc.
Drive Technologies Division
3333 Old Milton Parkway
Alpharetta, GA 30005
1-800-241-4453

info.us@siemens.com

www.usa.siemens.com/motors

Subject to change without prior notice.
Order No: NMBR-00107-1012
All rights reserved
Printed in USA
©2011 Siemens Industry, Inc.

The information provided in this brochure contains merely general descriptions or characteristics of performance which in case of actual use do not always apply as described or which may change as a result of further development of the products. An obligation to provide the respective characteristics shall only exist if expressly agreed in the terms of contract.

All product designations may be trademarks or product names of Siemens AG or supplier companies whose use by third parties for their own purposes could violate the rights of the owners.